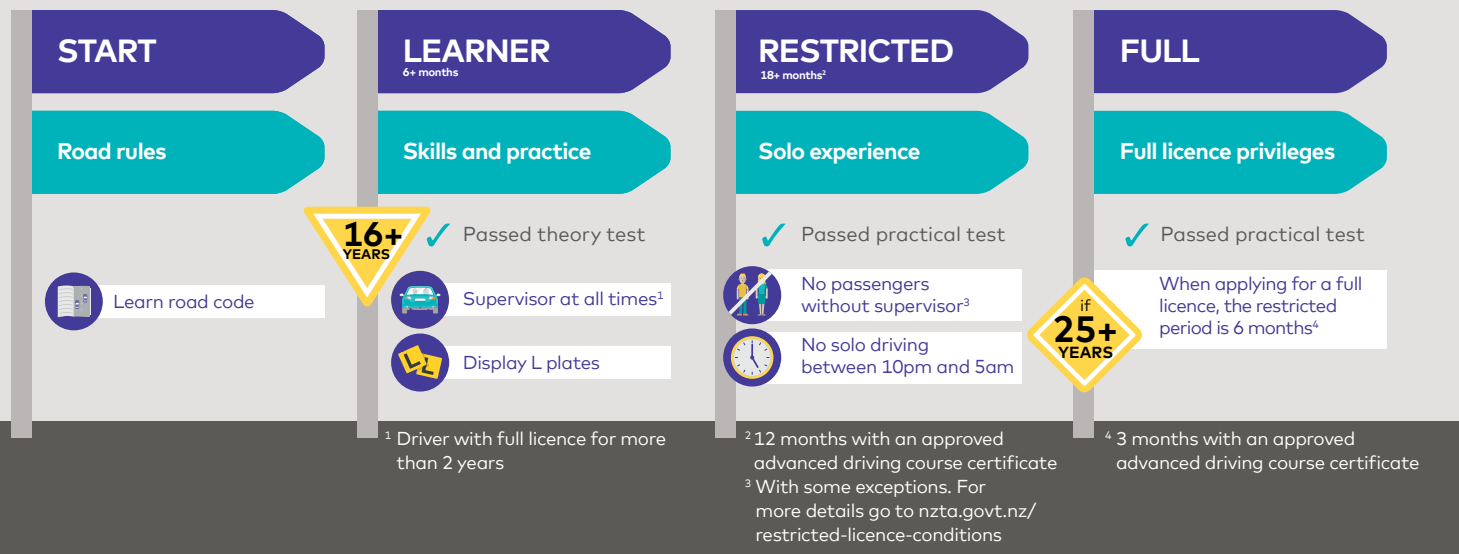


The roadmap to your car licence



Booking your full licence test

MUST

Must be 18+ years or 17½ years with advanced driving course

AND

If under 25 years, have held restricted licence for at least 18 months

OR

If under 25 years, have held restricted licence for at least 12 months with advanced driving course

Cost \$98.90*

*Costs as of 1 October 2023, subject to change

BOOK

Online at nzta.govt.nz/book-a-test

Licensing agent

TIPS

Can take a support person*

Can take a translator

Ask testing officer to repeat any instructions

Can complain if treated unfairly*

*See nzta.govt.nz for details

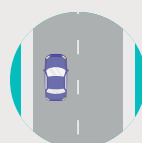
What happens during the test? (20 minutes)



Traffic lights



Changing lanes



Driving straight



Merging lanes



Turning left and right at intersections (including roads with 4 lanes)



Roundabouts



Verbal hazard and response tasks

Critical errors

A critical error is a serious driving error that doesn't result in immediate danger to any road user or property. If you make more than one critical error in the whole test, you fail the test.

- **Too slow** 10km/h under limit, or too slow to act.
- **Mounting a kerb** one wheel mounts the kerb when parking or doing a 3-point turn.
- **Too fast** 5–10km/h over the speed limit for less than 5 seconds.
- **Stalling the vehicle.**
- **Failing to look** at intersection or railway crossing, or failing to do mirror and head check when necessary.
- **Blocking a pedestrian crossing.**
- **Failing to signal.**
- **Other illegal action** for example, cutting corners, following too close.

Immediate failure errors

An immediate failure error is any driving that results in another road user having to take evasive action, or an immediate danger to any road user or property. This results in an immediate failure of the test.

- **Requires testing officer intervention.**
- **Excessive speed** over the speed limit by 5km/h for 5 seconds or more. Or 10km/h or more over speed limit at any time.
- **Failing to carry out an instruction.**
- **Stopping at dangerous position** on a railway crossing, pedestrian crossing, blocking an intersection or obstructing traffic.
- **Collision** with kerb or object.
- **Failing to stop** at stop sign or lights.
- **Failing to give way.**
- **Other dangerous action.**

Hazards

During the test you will be asked to:



Identify hazards by saying aloud.

A hazard is anything moving or that could move, for example, vehicle, person, cyclist. A hazard can be in front or behind or to the side of you.

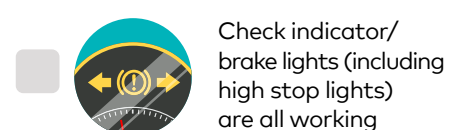
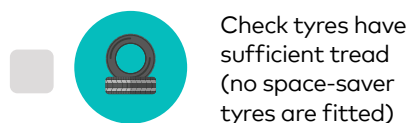


Say how you will react to them.


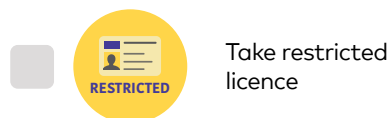
For example, you see a girl wanting to cross the road – 'pedestrian on left. I will slow down and be prepared to stop'.

Before the test day – vehicle checklist

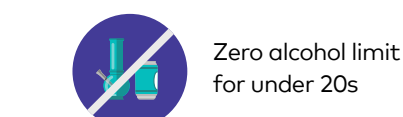
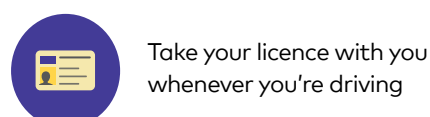
The testing officer will do a safety check of your vehicle. You must check all this off before you go for your test, even if you're borrowing someone else's vehicle. Some people fail their licence tests without even getting out on the road because their vehicles aren't fit to go.



On test day – checklist



When you get your full licence



DRIVE

Te Kāwanatanga o Aotearoa
New Zealand Government

Prepare for your
test with ...

drive.govt.nz