



Licence Conditions activity



1+ Players

5min+



What they learn

Students learn the different licensing conditions and what the differences are between each licence stage.



How it works

Match the licence condition cards to the licence stage they belong to.



Set-up

- 1x Instruction card per team
- 1x set of Licence Conditions activity cards per team
- 1x set of Licence Stage activity cards per team

Video instructions

Visit community.drive.govt.nz/resource-hub to watch video instructions of how to use this activity.

Extra copies

Visit community.drive.govt.nz to find a digital version of this resource for reprinting.



Answers

Learner stage should include:

- 16 years or older
- Learn the NZ road code
- Pass the theory test
- Display L plates while driving
- Supervisor at all times
- Carry your licence at all times

Restricted stage should include:

- Pass the practical test
- No passengers while driving
- No solo driving 10pm – 5am
- Zero alcohol limit for under 20s
- Carry your licence at all times

Full stage should include:

- Pass the practical test
- When applying for a full licence, the restricted period is 6 months
- Carry your licence at all times



Licence Conditions Instruction card

DRIVE
COMMUNITY

You might hear about lots of different rules for your licence from friends and family, but actually some of those rules may be incorrect!

It's really important to know what rules apply to your licence so that we can all keep each other safe on the roads, and it means you won't get caught out driving in breach of your licence conditions.

Instructions

1. As a team or on your own, correctly group the licensing conditions under each stage of the licensing journey.
2. When you think you have them all correct, ask your facilitator to check them out. They'll let you know if you've got them all right!



Licence Conditions Instruction card


DRIVE
COMMUNITY

You might hear about lots of different rules for your licence from friends and family, but actually some of those rules may be incorrect!

It's really important to know what rules apply to your licence so that we can all keep each other safe on the roads, and it means you won't get caught out driving in breach of your licence conditions.


Instructions

1. As a team or on your own, correctly group the licensing conditions under each stage of the licensing journey.
2. When you think you have them all correct, ask your facilitator to check them out. They'll let you know if you've got them all right!



Licence stage

LEARNER




Licence stage

FULL



Licence stage

RESTRICTED



Licence conditions

16 years or older



Licence conditions
**Learn the NZ
road code**

5



Licence conditions
**Pass the
theory test**

6



Licence conditions
**Display L plates
while driving**

7



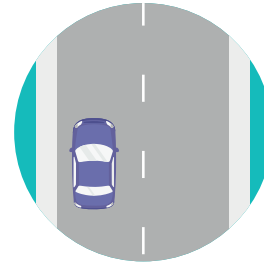
Licence conditions
**Supervisor required
at all times**

8



Licence conditions

**Carry your licence
at all times**




Licence conditions

**Pass the
practical test**

9

10



Licence conditions

**No passengers
while driving**



Licence conditions

**No solo driving
10pm – 5am**

11

12



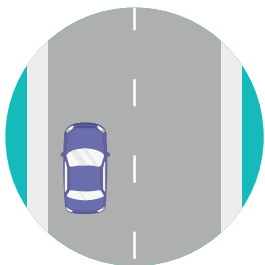
Licence conditions
**Zero alcohol limit
for under 20s**

13



Licence conditions
**Carry your licence
at all times**

14



Licence conditions
**Pass the
practical test**

15



Licence conditions
**Restricted period
is 6 months**
(When applying for full licence)

16



Licence conditions

Carry your licence at all times